

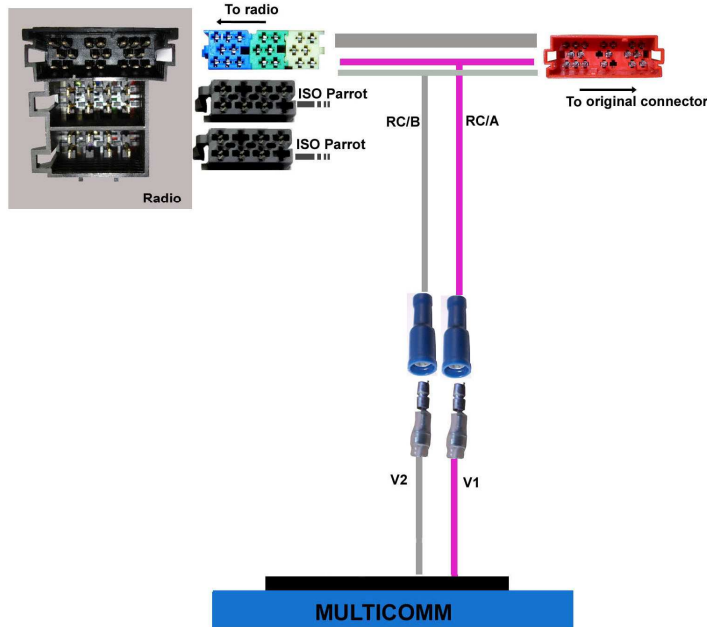


5

Alfa Romeo protocol configuration

The wires corresponding to the Alfa Romeo protocol configuration must be connected correctly to your car stereo's information. It is important to follow the wiring diagram for your vehicle. We would advise our customers to have the interface fitted by a professional.

N°	Colour	Function	Connectors
33	Purple	V1	
20	White	V2	



Connect the purple wire corresponding to V1 (RC/A) to pin 33.
 Connect the white wire corresponding to V2 (RC/B) to pin 20.