

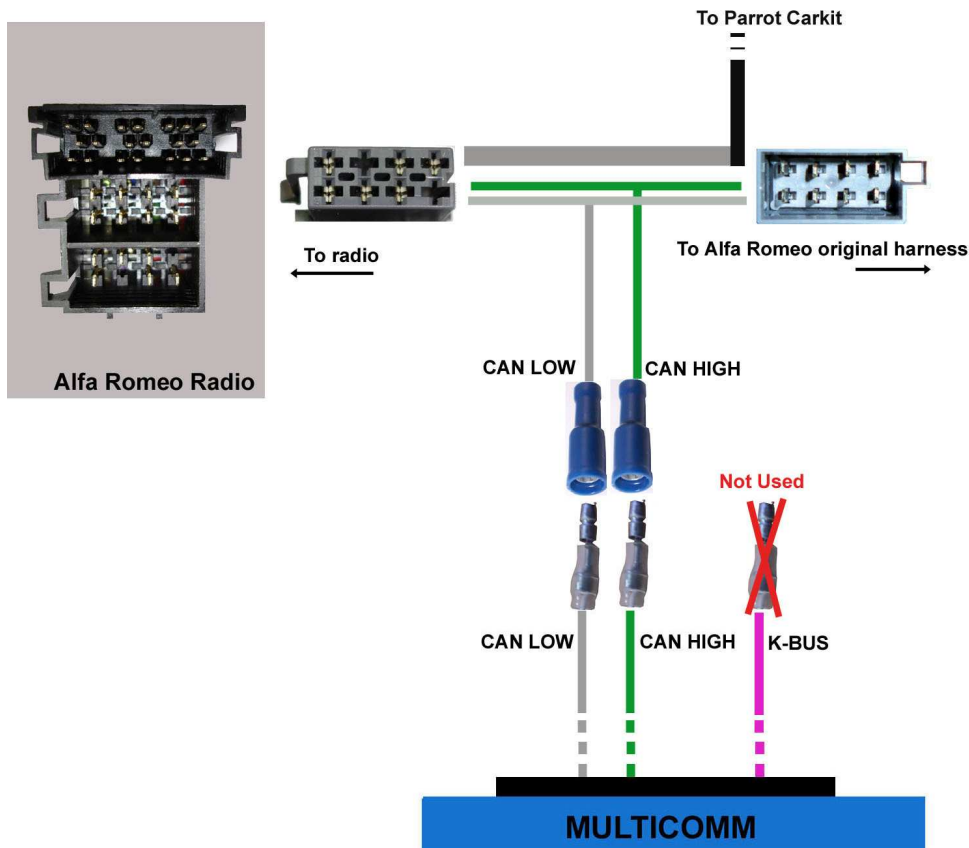


5 CAN Configuration Alfa Romeo

The wires corresponding to the CAN protocol must be connected correctly to your car stereo's CAN information. It is important to follow the wiring diagram for your vehicle. We would advise our customers to have the interface fitted by a professional.

| N° | Color | Description |
|----------|--------|-------------|
| 5 | Green | CAN High |
| 6 | White | CAN Low |
| Not used | Violet | K-BUS |

**Connect the white wire corresponding to CAN Low to pin 6.
Connect the green wire corresponding to CAN High to pin 5.**