

Wiring for Chrysler

Audio system : Boston Acoustic system

1- Chrysler car compatibility list

2- Parrot cable reference

3- Mounting procedure with Parrot carkits

- A- CK3000 / CK3000 Evo / CK3100 LCD / CK3300/ CK3500
- B- Parrot 3200 Ls Colors / Parrot 3400 Ls Colors/ Parrot MK6000

4- Parrot connectors

- A- CK3000 / CK3000 Evo / CK3100 LCD / CK3300/ CK3500
- B- Parrot 3200 Ls Colors / Parrot 3400 Ls Colors/ Parrot MK6000

1- Chrysler car compatibility list

Chrysler 300:	> 2004	With Boston Acoustics system
Chrysler Voyager:	> 9/2004	With Boston Acoustics system
Chrysler Aspen:	> 2007	With Boston Acoustics system
Chrysler Grand Voyager:	> 9/2004	With Boston Acoustics system
Chrysler PT Cruiser:	> 2002	With Boston Acoustics system
Chrysler Pacifica:	> 2006	With Boston Acoustics system
Chrysler Sebring:	> 2007	With Boston Acoustics system
Chrysler Town & Country:	> 9/2004	With Boston Acoustics system

Note :

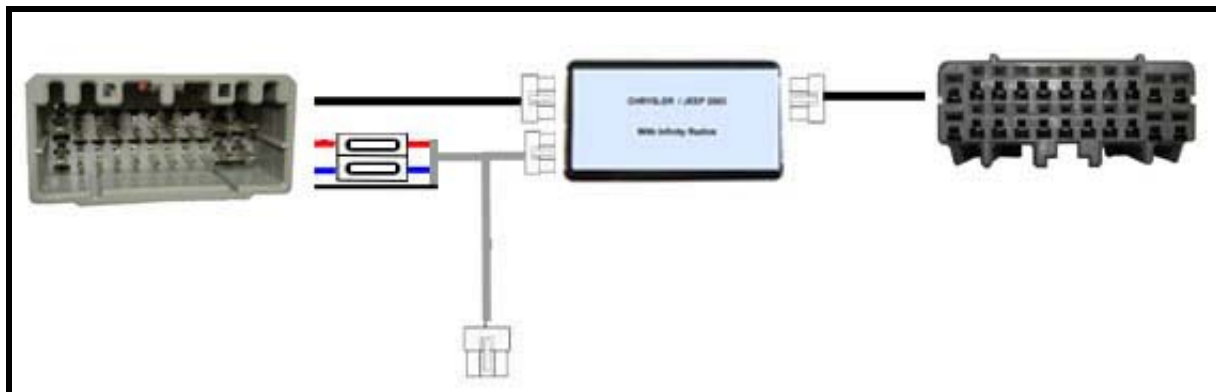
Some Chrysler cars, the 12V ignition isn't present on the original harness so you need to connect it to another place (Fuse box, ...)

2- Parrot cable reference

<u>Installation with a</u> - Parrot 3200 LS Colors - Parrot 3400 Ls GPS - Parrot MK6000	AD000108AA
<u>Installation with a</u> - Parrot 3100 LCD - Parrot 3300 GPS - Parrot 3500	AD000008AA
<u>Installation with a</u> - Parrot 3000 - Parrot 3000 Evolution	Contact Parrot Directly sales@parrot.fr

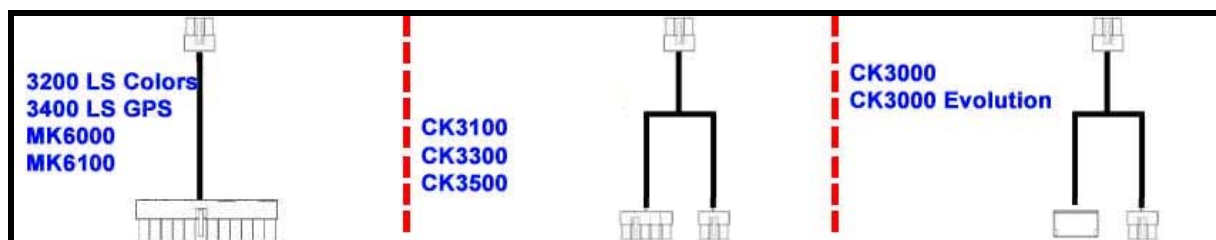
If you are interested by one of our adapter, contact our sales department : sales@parrot.fr or www.parrotshopping.com

3- Mounting procedure with Parrot carkits



+

Depend on your carkit




4- Parrot connectors

- A- CK3000 / CK3000 Evo / CK3100 LCD / CK3300/ CK3500


Car kit Parrot Battery

Pin Number		Couleur	Description
1		White	Mute In 1
2		Yellow	Mute In 2
3		Blue	Mute In 3
4		Orange	+ 12V Memory
5		Green	
6		Brown	
7		Red	+ 12 V Permanent
8		Black	Masse



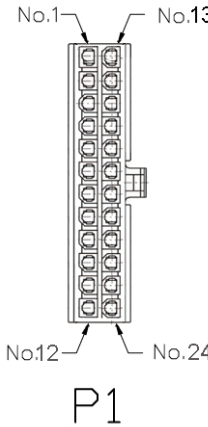
Car kit Parrot, car's speakers

Pin Number		Couleur	Description
1		Grey	Rear right speaker +
2		White	Rear right speaker -
3		Blue	Front right speaker +
4		Green	Front right speaker -
5		Red	Front left speaker +
6		Orange	Front left speaker -
7		Bronw	Rear left speaker +
8		Black	Rear left speaker -




B- Parrot 3200 Ls Colors / Parrot 3400 Ls Colors/ Parrot MK6000

Pin	Color	Function
1	Purple Black	Rear Right Speaker -
2	Grey black	Front Right Speaker -
3	White black	Front Left Speaker -
4	Green black	Rear Left Speaker -
5	Green black	Rear Left Radio Speaker -
6	White black	Front Left Radio Speaker -
7	Grey black	Front right Radio Speaker +
8	Purple Black	Rear Right Radio Speaker +
9	Red	Line in 1P
10	White	Line in 2P
11	Yellow	Mute
12	Black	Ground
13	Purple	Rear Right Speaker -
14	Grey	Front Right Speaker -
15	White	Front Left Speaker -
16	Green	Rear Left Speaker -
17	Green	Rear Left Radio Speaker +
18	White	Front Left Radio Speaker +
19	Grey	Front right Radio Speaker +
20	Purple	Rear Right Radio Speaker +
21		Line in 1M
22		Line in 2M
23		12V Key (Fuse)
24		12 V (Fuse)



Power connectors

Pin Number	Couleur	Description
1	White	Mute In 1
2	Yellow	Mute In 2
3	Blue	Mute In 3
4	Orange	+ 12V Memory
5	Green	
6	Brown	
7	Red	+ 12 V Permanent
8	Black	Masse



Audio connectors

Pin Number	Couleur	Description
1	Grey	Rear right speaker +
2	White	Rear right speaker -
3	Blue	Front right speaker +
4	Green	Front right speaker -
5	Red	Front left speaker +
6	Orange	Front left speaker -
7	Bronw	Rear left speaker +
8	Black	Rear left speaker -

